SDC 2300

Quick Start Guide

Guía de Inicio Rápido

Guia de Início Rápido

MINELAB

PERFORMANCE IS EVERYTHING

Unpack / Desempaquete el detector / Abra o detector

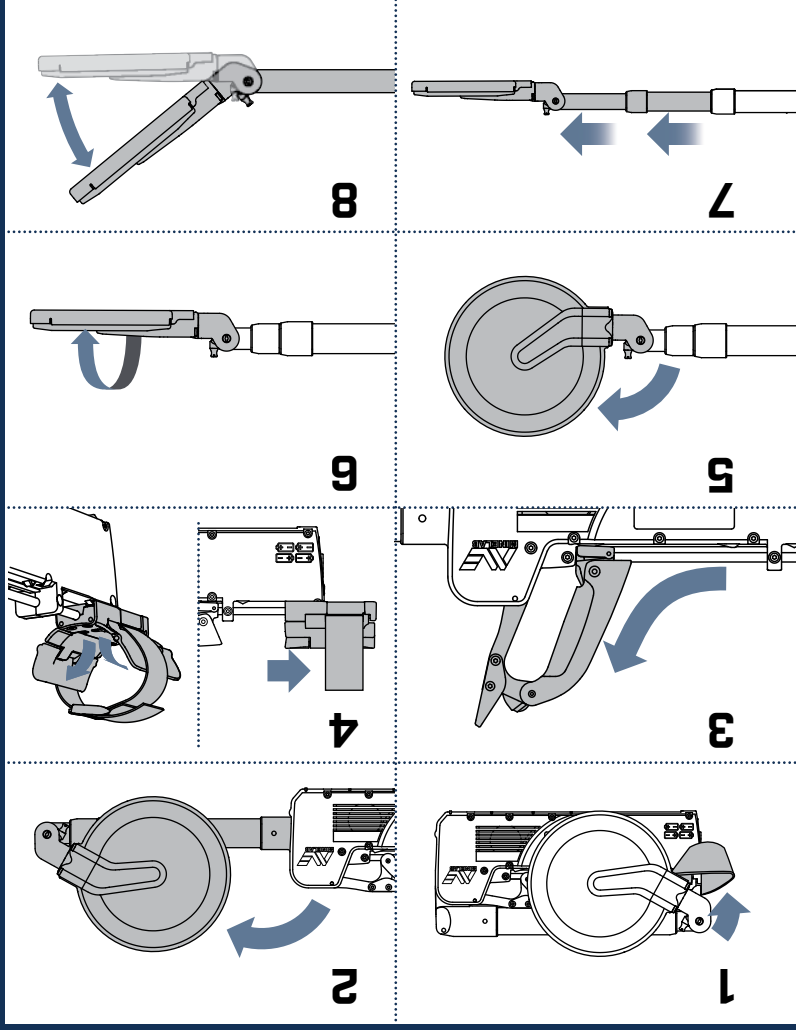

Insert Batteries / Inserte las baterías / Coloque as baterias

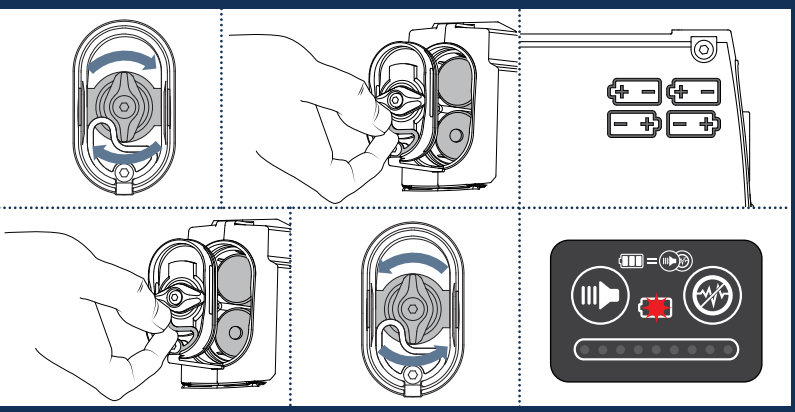

Connect Headphones / Conecte los auriculares / Conecte os fones de ouvido

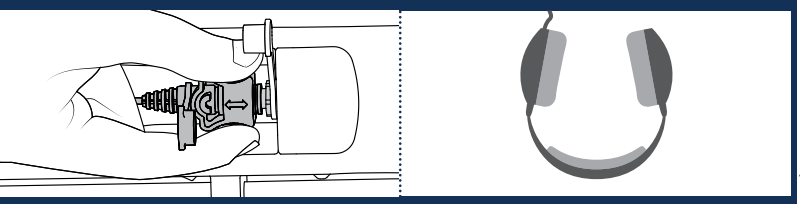

Pack Up / Empaquete el detector / Feche o detector

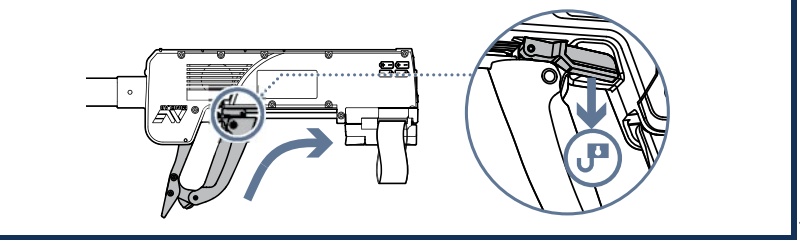

www.minelab.com

Read the instruction manual for more detailed information
Lea el manual de instrucciones para obtener información más detallada
Leia o manual de instruções para informações mais detalhadas

OPERATING FREQUENCY: The detector is configured to operate at a fundamental operating frequency of 9.3 kHz.

Part No. 4901-0180-4

Setup | Configuraciones | Ajustes

1

Set default Sensitivity

Ajustar la sensibilidad estándar

Ajustar à Sensibilidade padrão

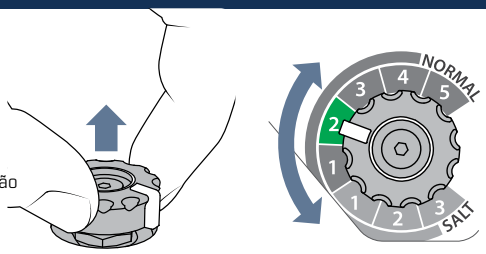

2

Turn On

Encender el detector

Ligar o Detector

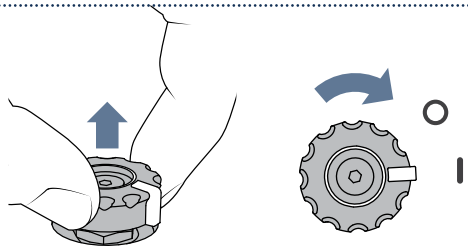

3

Noise Cancel

Cancelar el Ruido

Cancelar Ruído



4

Set Threshold

Ajustar el umbral

Ajustar o Tom Limiar

5

Ground Balance

Realizar el Balance de Tierra

Realizar o Equilíbrio de Solo

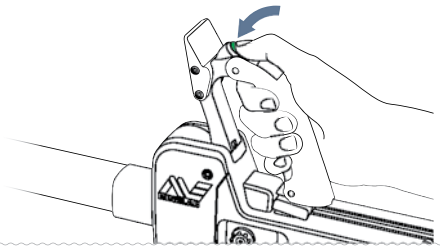

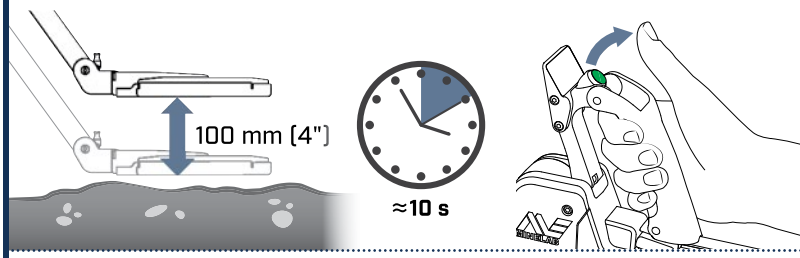

6

Start Detecting

Empezar la Detección

Começar a Detecção

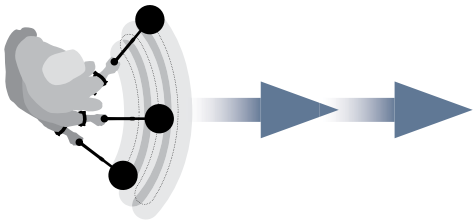

Detecting Basics | Detección Básica | Detecção Básica

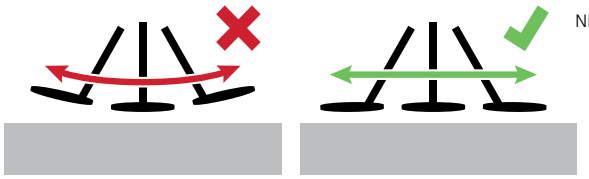

Sweep level

Nivel del barrido

Nível da varredura



Keep metal away from coil

Mantenga los metales lejos de la bobina

Mantenha metais afastados da bobina

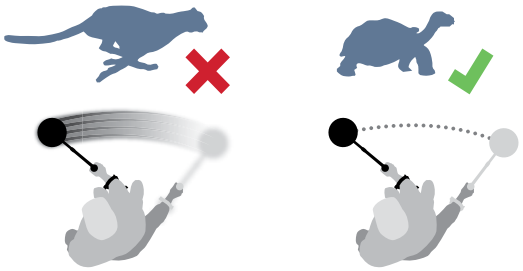

Sweep slowly

Barra lentamente

Varra lentamente

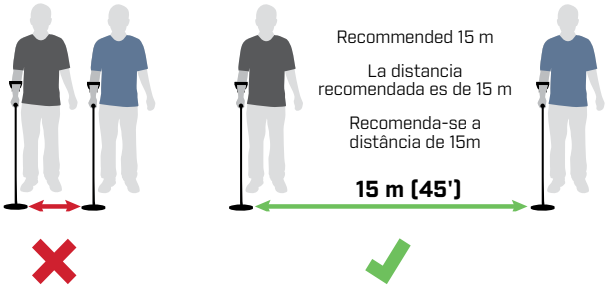

Move apart

Manténgase lejos de otros detectores

Afaste-se de outros detectores

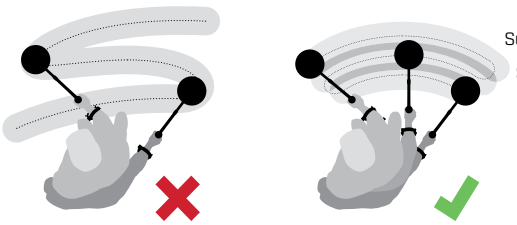

Overlap sweep

Superposición del barrido

Sobreponha a varredura

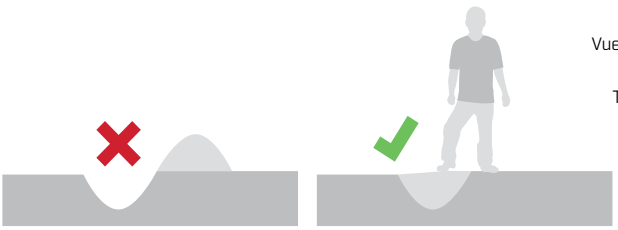

Refill hole

Vuelva a llenar el agujero

Tape o buraco